


# Turn and Talk with Conjunctions


## STEP 1



Pair up students and provide them with two terms to read aloud and use in a sentence (e.g., "Cubes and squares are both shapes.").


If this is their first time, model all four steps.

## STEP 2




Next, provide students with academic vocabulary terms that they should add to the sentence they created.

## STEP 3



Have students incorporate one or more conjunctions (because, but, or so) into the sentence they have created (e.g., "Cubes are like squares, but squares are two-dimensional.").

## STEP 4



Ask students to write one of the sentences incorporating academic language and conjunctions and share the sentence with their partner.

Turn and Talk with Conjunctions is excerpted from McDowell, M., & Eisberg, A. (2024). *A Visual, Step-by-Step Guide for Re-Envisioning Rigor: Powerful Routines for Promoting Learning at High Levels*. Mimi and Todd Press.

